


























Machine	Hazard	Risk	Control Measure	Safety Stop	Guards	Safety
 <p>Scorll Saw</p>	Finger or hand injury from contact with moving blade.	High	Keep hands away from blade; adjust proper height; use push sticks and guard correctly.	Below the cutting platform, on the left.	Metal guard between blade and fingers.	
	Eye injury from flying debris or broken blades.	Moderately High	Use proper blade tension and correct speed; wear safety glasses	Below the cutting platform, on the left.	Metal guard between blade and fingers.	
	Wood dust causes breathing irritation.	Moderately High	Use dust extraction, wear dust mask, keep workspace clean.	Below the cutting platform, on the left.	Metal guard between blade and fingers.	
	Long hair, jewellery or loose clothing caught in machine.	High	Tie back hair, remove jewellery, tuck in loose clothing.	Below the cutting platform, on the left.	Metal guard between blade and fingers.	
	Noise levels causing hearing damage.	Moderately High	Limit exposure time; wear hearing protection.	Below the cutting platform, on the left.	Metal guard between blade and fingers.	
 <p>Wood Vice</p>	Squashing fingers when tightening the vice.	High	Keep hands clear of the jaws when tightening; turn the handle slowly and carefully.	None	None	
	Pinching skin between moving parts.	Moderately High	Keep fingers away from the moving screw and sliding parts.	None	None	
	Material slipping out of the vice.	Moderately High	Ensure workpiece is clamped firmly before cutting or drilling.	None	None	
	Long hair, jewellery or loose clothing got clamp into the vice.	Low	Tie back hair, remove jewellery, tuck in loose clothing.	None	None	
 <p>Belt Sander</p>	Grazing or cuts from contact with moving abrasive belt.	High	Keep hands clear of the moving belt; use a stick or jig to hold; control the speed.	Below the belt and bottom of the front side	platform in front of the belt, the metal cap on the top half of the belt	
	Long hair, jewellery or loose clothing caught in moving parts.	High	Tie back hair, remove jewellery, tuck in loose clothing.	Below the belt and bottom of the front side	platform in front of the belt, the metal cap on the top half of the belt	
	High Dust levels.	Moderately High	Always use dust extraction system and wear a dust mask or respirator.	Below the belt and bottom of the front side	platform in front of the belt, the metal cap on the top half of the belt	
	Noise levels causing hearing damage.	Moderately High	Wear hearing protection.	Below the belt and bottom of the front side	platform in front of the belt, the metal cap on the top half of the belt	
 <p>Pillar Drill</p>	Flying objects (metal swarf or broken drill bits) causing eye injury.	High	Wear safety goggles; ensure the workpiece is clamped securely.	Below the drill hood on the left side	The protective cover covers the drill chuck and the drill bit.	
	Long hair, jewellery, or loose clothing caught in spinning parts.	High	Tie back hair, remove jewellery, tuck in loose clothing.	Below the drill hood on the left side	The protective cover covers the drill chuck and the drill bit.	
	Finger or hand cuts from contact with rotating drill bit.	Moderately Low	Keep hands away from rotating parts; use clamp to hold the workpiece	Below the drill hood on the left side	The protective cover covers the drill chuck and the drill bit.	
	Noise levels causing hearing damage.	Low	Wear hearing protection and operate the drill on a stable surface.	Below the drill hood on the left side	The protective cover covers the drill chuck and the drill bit.	
 <p>Buffing Machine</p>	Friction burns or cuts from contact with spinning wheel.	High	Keep safe working distance; wear gloves; avoid working on sideways	Below the wheel and in front of the knees.	Partial wheel guard in place.	
	Long hair, jewellery or loose clothing caught in machine.	Moderately High	Tie back hair, remove jewellery, tuck in loose clothing.	Below the wheel and in front of the knees.	Partial wheel guard in place.	
	High Dust levels.	Moderately High	Wear a dust mask	Below the wheel and in front of the knees.	Partial wheel guard in place.	
	Flying objects	Low	Wear safety goggles or face shield; hold workpiece firmly	Below the wheel and in front of the knees.	Partial wheel guard in place.	